



Challenges for XR in Games

Esteban W. G. Clua¹(✉), Daniela G. Trevisan¹, Thiago Porcino²,
Bruno A. D. Marques³, Eder Oliveira¹, Lucas D. Barbosa¹,
Thallys Lisboa¹, Victor Ferrari¹, and Victor Peres¹

¹ Universidade Federal Fluminense, Niterói, Brazil
`esteban@ic.uff.br`

² Dalhousie University, Halifax, NS, Canada

³ Universidade Federal do ABC, Santo André, Brazil

Abstract. Extended Reality as a consolidated game platform was always a dream for both final consumers and game producers. If for one side this technology had enchanted and called the attention due its possibilities, for other side many challenges and difficulties had delayed its proliferation and massification. This paper intends to rise and discuss aspects and considerations related to these challenges and solutions. We try to bring some of the most relevant research topics and try to guess how XR games should look in the near future. We divide the challenges into 7 topics, based on extensive literature reviews: Cybersickness, User Experience, Displays, Rendering, Movements, Body Tracking and External World Information. We believe that this topics are a Grand Challenge, since the next generation of entertainment depends on adequately solving them in the near future.

Keywords: Extended reality · Virtual reality · Digital entertainment · Head-mounted displays · UX

1 Introduction

Extended Reality (XR) platform can be considered as an increment of Virtual Reality in relation to immersion and interaction aspects. While VR platforms are mostly dedicated to visual issues and AR uses real scenes as the main stage, XR includes more external elements and senses, such as movements, tactile, haptics and the usage of the real environment as the application stage [116]. According to the Milgram Continuum, the virtual immersion is a result that comes not only from accurate visual aspects, but mostly from a precise combination of all human senses, orchestrated in such a way that all of them enhances each other. While many progresses had been achieved in graphics, audio, tracking and interfaces issues, there are still many remaining challenges, mostly related to a correct combination on adaption to recent XR hardware devices. In this paper we propose a division of areas for these challenges. We believe that for a real consolidation for games within this platform it is necessary to have robust

solutions in each field. We divide the challenges into 7 topics: cybersickness (CS), user experience and design guidelines, display and fovea, image quality and rendering, movements and redirect walking, body tracking and finally external world information and acquisition.

2 Cybersickness

Motion sickness (MS) is defined as the discomfort felt during a forced visual movement (without the same body movement), which typically happens in airplane trips, boats, or land vehicles. Such discomfort is also experienced in virtual environments and is called VIMS (Visually Induced Motion Sickness). MS can be split into two subcategories [53]: transportation sickness, which is tied to the real world and simulator sickness, which is associated to the virtual world and includes CS, as shown in Fig. 1. XR environments that use head-mounted displays (HMDs) are strongly related to common indications of discomfort [59]. Among the potential causes, CS deserves special attention as it is the most common and is usually associated to long exposures to HMDs. Additionally, more than 60% of HMDs usability problems are considerably related to discomfort [59]. The most persistent symptoms caused by CS are general discomfort, headache, stomach awareness, nausea, vomiting, sweating, fatigue, drowsiness, disorientation, and apathy [30].

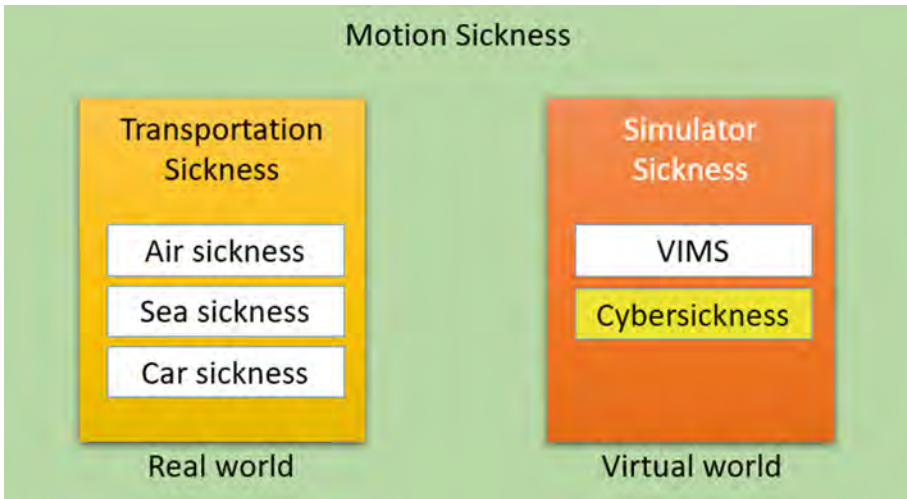


Fig. 1. Motion sickness and its subcategories according to environments and trigger mechanisms.

These symptoms influence the user experience and impact the profit and coverage of XR game manufacturing. In addition, discomfort symptoms can vary over people and tasks, where some individuals are more susceptible than others.

Several studies have been conducted using deep learning models to predict and mitigate CS, such as convolutional neural network (CNNs) and recurrent neural networks (RNNs) [47,57]. Although deep learning classifiers are the most suitable approach for CS prediction, deep neural networks are black boxes that are very difficult to grasp. In contrast, a recent approach apply techniques to make deep learning models explainable [121], although the literature is still scarce in the topic.

Furthermore, symbolic machine learning algorithms enable a straight understanding of decision paths [93]. Another critical problem in CS researching is associated with data labeling. In general, researchers collect verbal, haptic, or brain signal feedback to construct the ground truth of sickness. While verbal feedback is highly subjective and different from each participant, collecting haptic feedback when participants are under discomfort can often be corrupted by the delay associated with participant feedback. A straightforward challenge is related to gender differences tied to XR tasks.

Some works [28,37] pointed out that specific tasks can produce different results of CS for different user-profiles and groups. Additionally, Porcino et al. [92] suggested the importance of a better understanding of the correlation between profile attributes (such as gender, age, XR experience, and other individual characteristics) and gameplay elements, and also how outcomes obtained from profile attributes can be used to tag XR experiences according to distinct groups of users.

In this context, studies involving machine learning models combined with an evaluation of individual tasks associated with CS causes in XR games may produce a more profound study isolating any other XR possible influences on CS results. Overcoming these issues will help designers to produce better XR content and improves the user experience and retain users for longer XR exposures.

2.1 Review of CS Causes

Several factors can cause pain and discomfort when using HMD [126]. Manifestations of CS can lead to more intense symptoms, such as nausea, eye fatigue, neuralgia, and dizziness [54]. According to the literature [31,59,69,109], it is possible to highlight the main factors that contribute to the manifestation of CS symptoms.

1. **Locomotion** - According to Rebenitsch [99], locomotion can be correlated to CS. When the participant travels and has greater control of his movements and is close to natural movements, he will experience less CS. However, when the user experiences continuous visual movement stimulation while resting (also known asvection), it can induce painful sensations. Moreover, this problem reduces the time limit of using virtual reality in a comfortable state.

2. **Acceleration** - Visual accelerations without generating any response in the corresponding vestibular organs cause uncomfortable sensations that result in CS symptoms. High accelerations during movements produce higher degrees of CS [66,110]. An example of this report is considered by Laviola [66] using a virtual reality driving simulator as example. High-frequency acceleration movements contribute more to the CS. In contrast, the lower ones generate more comfortable experiences. This fact occurs because, during the acceleration increase, sensory conflicts can occur. Such conflicts make the body manifest discomfort information. However, the critical issue is the constant deceleration and acceleration. In other words, the duration of the acceleration change, not its magnitude, which makes people feel CS symptoms. An instantaneous acceleration from 0 to 100, instantaneous displacement, does not cause much discomfort than accelerations that frequently occur [1].
3. **Field of view** - In VR environments, a wide field of view generates a great sense of immersion. However, a wide field of view contributes to the CS manifestation. In contrast, a narrow field of view creates a more comfortable experience in VR but decrease the user's immersion [31,126].
4. **Depth of field** - Inadequate simulation of focus on stereoscopic HMDs with flow tracking devices creates unbelievable images and, consequently, causes discomfort. In the human eye, focus forces blur effects naturally that depend on the depth of field (DoF) and distance range of objects in the observed area. Due to ocular convergence, objects outside this range, located behind or in front of the eyes, are blurred [94].
5. **Degree of control** - According to Stanney and Keneddy [110], interactions and movements that are not being controlled by the user may cause CS.
6. **Duration use time** - Many works have showed that time exposure to VR experiences might raise discomfort in a proportional way [74,91,110].
7. **Latency-lag**, has persisted for years as an obstacle in the previous generations of HMDs [82]. Latency is the delay between action and reaction latency is the time difference between the time of input given and the corresponding action to take place in a virtual scenario. High latency may drastically increase CS levels.
8. **Static rest frame** - The lack of a static frame of reference (static rest frame) can cause sensory conflicts and, ultimately, CS [21]. According to Cao et al. [21] most users are able to better tolerate virtual environments created by projectors such as cave automatic virtual environments (CAVEs) [27] compared to HMDs devices.
9. **Camera rotation** - Rotations in virtual environments with HMDs increase the chances of sensory conflicts. The feeling of vection is greater in rotations when two axes are used in comparison to just one axis [13].

2.2 Review of CS Measurements

CS measuring is not trivial. The first problem is that the lack of a unique variable for discomfort level. VR users may experience multiple symptoms and some adverse effects that may not be described in the literature. Another difficulty is

the considerable variation of CS susceptibility. Some users are more susceptible to CS symptoms than others. Meanwhile, research shows several ways to capture data for CS quantification. Such data can be classified as subjective, bio-signal and profile data (biological or behavioral profile).

1. **Subjective Data** - The best-known way to measure CS in VR is through subjective data captured from users by applying questionnaires. Such a methodology is simple and has been historically used. However, the results can be very subjective and dependent directly on the participants' responses.

The Kennedy Questionnaire (Simulator Sickness Questionnaire - SSQ) [54] is the most cited tool for measuring manifestations reflecting most VR disease problems. In the SSQ, 16 symptoms of discomfort were grouped into three categories: oculomotor, disorientation, and nausea. The oculomotor assembly includes eye fatigue, trouble concentrating, blurred vision, and headache. The disorientation group comprises dizziness and vertigo. The nausea set covers upset stomach, increased salivation, and vomiting urges. When taking the questionnaire, participants classified each of the 16 symptoms on the following scale of discomfort: none (none), mild (mild), moderate (moderate), or severe (severe). The results of the SSQ are calculated and presented on four score scales: total disease (overall) and three sub-punctuations, i.e., oculomotor, disorientation, and nausea. To date, SSQ is the most widely used tool to detect symptoms of CS-associated discomfort [18, 22].

Moreover, each individual has a different CS susceptibility level. The Motion Sickness Susceptibility Questionnaire (MSSQ) [36, 97] was not created for VR but it is sometimes used in VR studies [98]. The MSSQ can be used to determine the time taken by VR users to manifest MS symptoms in VR. This survey contains questions about the frequency with which individuals experience feelings of discomfort similar to those of MS. In MSSQ, the following scale is used: never, rarely, occasionally, and frequently. The issues are grouped into two phases of an individual's life: childhood and last "decade." This census made it possible to account for significant individual differences in MS levels. Kim H. et al. [56] revised and modified the traditional SSQ, proposing the Virtual Reality Sickness Questionnaire (VRSQ). The New VRSQ has nine items split in two classes of symptoms called "oculomotor" and "disorientation." Some recent research [123] has adhered to VRSQ use. Sevinc et al. [106] state that SSQ is not suitable for VR applications, given the psychometric quality issues. It also states as a disadvantage the fact that tests were conducted on 32 individuals only, which is an insufficient sample of all VR users.

2. **Bio-signal Data** - Electrical activity of the brain is bio-signal data that often helps detect illness and behavioral body symptoms. Electroencephalography (EEG) is a monitoring methodology used to record the human brain's electrical activity. Many diseases and brain problems are diagnosed through the evaluation of such devices' data. In adults and healthy people, signs vary depending on different states, for example, awake, aware, or asleep. The characteristics of brain waves also vary according to an individual's age. Brain

waves can be distinguished and separated into five different groups of frequency bands. These waves range from low to high frequencies. These are known as alpha, theta, beta, delta, and gamma waves [9, 105].

According to studies [24, 77], it is possible to capture (delta, theta, and alpha) from certain regions of the human brain. Such regions exhibit an Motion Sickness (MS) level. Lin et al. [68] found that 9–10 Hz values in the brain’s parietal and motor regions are linked to MS levels. These values increased to 18–20 Hz in individuals exposed to MS. Other studies reported an increase in theta signal in situations similar to MS [46, 79].

An individual’s exposure to VR environments can induce stomach reactions. Studies used electrogastrogram (EGG) information to evaluate MS. According to Hu et al. [45] and Xu et al. [122], gastric myoelectric activities are MS indicators. Wink movements are linked to MS emergence [29]. Blinking and eye movement were observed in the work of Kim et al. [58]. Eye-tracking systems can collect information in VR environments (eye movement, pupil diameter, winks quantity, etc.) [89]. Unnatural eye movements can contribute to CS emergence. Eye fixation can minimize the effect of discomfort [125].

Through the body’s electrodermic activity, also known as galvanic skin response (GSR), it is possible to obtain information about actions within the autonomic parasympathetic nervous system, which indicate alterations associated with cognition, emotion, and attention levels. [88]. Nalivaiko et al. [78] experimented with rats that were exposed to MS triggering situations. According to the authors, thermoregulation (sweating) disturbance plays a role in the pathophysiology of nausea. Despite testing on rats, similarities with human symptoms are verifiable. The work of Nalivaiko et al. concludes that nausea is part of the body’s natural defense against poisoning and so validating the poison theory presented earlier in this review. Body cooling after “toxin” detection possibly represents a beneficial evolutionary “defensive hypothermia.” This type of defensive hypothermia occurs in both humans and animals. Therefore, it is possible to conclude that visual or vestibular disorders can trigger the same type of defensive action by the human body. Studies have pointed out that the cardiac rate can significantly increase during experiments that cause MS [58]. According to Sugita et al. [111], cardiac frequency can be considered a strong indicator of MS or CS. In VR environments, Yang et al. [124] report that heart disease rates are even higher compared with other environments. Such cardiac elevation can induce visual discomfort [26].

3. **Profile Data** - VR user profile data such as gender, age, health condition, experience, and visual fatigue are associated with manifestations of discomfort.

With respect to gender, women and men see in different ways [3]. According to Biocca et al. [10], women are more inclined to MS manifestations than men. According to Kolasinski et al. [59], this is due to a gender difference in the peripheral view. Women usually have wider FoVs than men. A wide FoV increases the likelihood of discomfort. Age is another factor that can increase CS or MS sensitivity.

According to Reason [96], susceptibility is a product of an individual's experience as a whole and relates to MS. This theory states that older people have less susceptibility to MS than children, for example. However, several studies [17, 32, 86] showed that older participants were more susceptible to MS than younger ones. According to Arns et al. [7], assuming that CS follows the same pattern as MS may lead to erroneous conclusions.

Previous studies show, for example, that MS is more prevalent in younger groups. However, the study by Arns et al. demonstrated that the opposite happens in the case of CS. This difference may also be because although MS shares some similarities with CS, it does not occur in virtually simulated environments. The theory of Reason et al. [97] treats experience as a whole, that is, life experience (from an individual's birth to one's present). The younger the individual, the less chance one would have to be exposed to such a situation. At the time of those publications, 1975 and 1978, driving and navigating would be experiences children would not normally experience. Nowadays, however, children can be exposed to CS symptoms through VR environments.

Moreover, health conditions can contribute to increased susceptibility to MS or CS once individuals are exposed to favorable environments. According to Frank et al. [35] and Laviola et al. [66], any symptoms, such as stomach pain, flu, stress, hangover, headache, visual fatigue, lack of sleep, or respiratory illnesses, can lead to increased susceptibility to visual discomfort.

Furthermore, flicker is a phenomenon of visual physical discomfort. Such a phenomenon causes physical and psychic fatigue [104]. Flicker sensitivity varies from person to person. An environment with high fps rates will possibly contribute to the user not noticing the flicker [10].

Eye dominance is an important information and has been described as the inherent tendency of the human visual system to prefer scene perception from one eye over the other [90]. According to Meng et al. [76], the eye dominance information can be used as a guide to produce less complex VR scenes without user perception loss based on foveated rendering. An efficient render produces high fps rates. Consequently, a high fps average contributes to avoid virtual reality discomfort.

Previous exposure to MS experiences are key in terms of discomfort susceptibility [63, 96]. Individuals that are more frequently exposed to MS activities (e.g., driving, playing electronics games, etc.) are less susceptible to discomfort. This is most probably due to their ability to predict scenarios and situations in these environments [39].

3 Designing the Player Experience for XR Interactions

Since XR (including VR, AR and MR technologies) is a new technology and there are many people experiencing it for the first time, it is important that XR

designers make their experiences as intuitive and memorable as possible. The gaming UX accounts for the whole experience players have with a game, from first hearing about it to navigating menus and progressing in the game. The question is: How to make a better game user experience (UX)?

It is not a novelty that the first issue prohibiting good evaluation of entertainment technologies is the inability to define what makes a system successful [101]. Differently from traditional user interfaces where the user is interacting to accomplish real tasks (for instance shopping, e-mailing, text editing and so on) in general during the game interaction the player is usually performing unreal tasks assuming be characters with some kind of special super power immersed in some fantasy world. On the other hand, similarly to traditional user interfaces, the player still needs to know how to interact efficiently and properly in order to be engaged as fast as possible with the game experience.

Celia Hodent [44] says UX is about understanding the gamer's brain: understanding human capabilities and limitations to anticipate how a game will be perceived, the emotions it will elicit, how players will interact with it, and how engaging the experience will be. In that way, looking to provide memorable and effective XR experiences, designers should be aware of how to deal with the following challenges while considering immersives interactions: confort [33] and cybersickness issues (see Sect. 2), design of appropriate scaling (size of virtual controls, buttons and font size), constraints, feedbacks, modalities of interactions (poses, gestures, gazing, voicing, typing [34]), guidance and instructions, locomotion and spatial affordance [107]. Besides that, ethical design principles in games, including gender representation, ethnicities, cultural aspects as well ethics of multiplayer games from an industry perspective [2] are timely and warranted.

Additionally, techniques commonly applied in the game user research with the goal to better understand the UX and provide very concrete and easy-to-use guidelines to anticipate and even solve UX design problems are those based on the user centered design approach as well on the cognitive and behavioral psychology. Examples of using such mixed methods are user interviews, surveys embedded into the own XR experience [84], usability heuristics for VR [50], usability testing, analysis of physiological signals [40], wizardOz [83], game analytics and quantitative behavioral telemetry. Finally, as other UX researchers [16], we believe by combining qualitative observation of issues, quantitative measures of player's emotions and analytics capturing player behavior in game can help tackle the game designer's intent, distinguish between intended and accidental difficulty, and identify only unintended challenges.

4 Displays and Foveated Rendering

The advent of wider Field of View HMDs with higher resolutions have increased shading complexities in rendering [5]. These advances brought a bottleneck of computing power, requiring some sort of optimizations for keeping the target frame rates, as conventional VR rendering is cost-full since two images have to

be rendered. Trying to leverage the workload on rendering, some studies have suggested to create non regular pixel distribution (Foveated Rendering), knowing that the human eye has a non regular distribution of cones and rods.

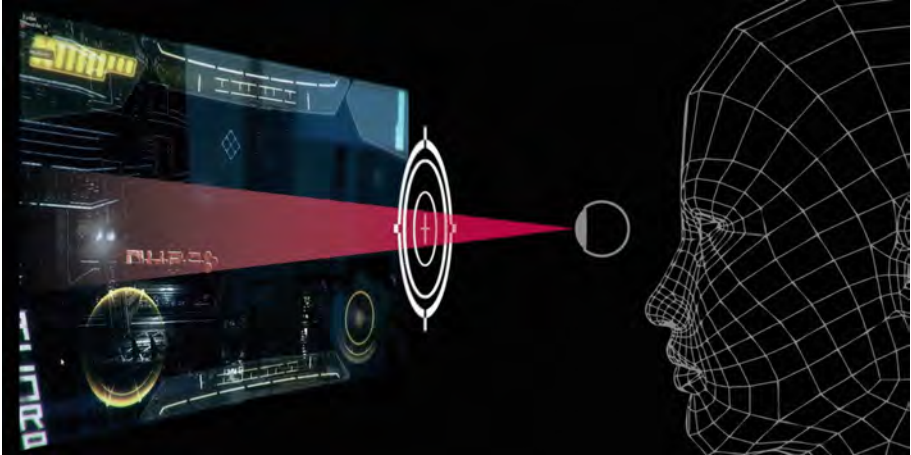


Fig. 2. Foveated rendering simulation. Source: [119]

Foveated Rendering refers to a technique that exploits the way the human eye works to render exclusively what is essential in a three-dimensional scene. According to Swafford et al. [114], usually the entire screen is rendered at the same resolution, regardless of where the user is looking. Since the human eye only perceives details in the center of vision, this uniformity in resolution, anyway of the user's focus, is a waste of valuable resources such as computing power. This technique uses an eye-tracker to determine where the user's gaze is and then, renders the peripheral parts of the vision at a lower quality, keeping the maximal quality possible only in the center of gaze. An illustration of this is found in Fig. 2. As human eyes have an inability to detect details outside its central field of view, the image generated by this optimization would still look the same even if it is rendered differently.

The first implementation of a computer generated image dependent of user gaze was made in 1973 by Reder [100]. He studied human attention by means of on-line monitoring of eye-position signals. Rendering aspects were not explored in the study. Only in 1989, Foveated Rendering was introduced by Levoy et al. [67] and applied to speed up rendering. They used the technique to ray tracing in 1989 to see how it could speed up the visualization of volumetric data. Their work had constraints on pursue lossless image quality feature because of high hardware latency used at that time, which made the transition of better-to-lower quality (or lower-to-better) on saccades visible to users.

Just in 2012, Foveated Rendering showed a more promising result for a general tridimensional scenario with the paper of Guenter et al. [38]. They designed

a foveated renderer based on three layers of image quality and an anti-aliasing solution to minimize artifacts in lower resolution layers. The layer's radius, or foveated areas, around the gaze point were defined using a simple linear psychophysical model based on Minimal Angle of Resolution (MAR, the reciprocal of visual acuity), which is the commonly used linear mathematical model to compute visual acuity. They showed a performance improvement of 5–6x on desktop displays.

Since 2012, the field gained more strength in real-time rendering. Patney et al. [87] developed a rasterization Foveated Renderer with a smaller Fovea radius than Guenter et al., different pixel granularities and a modified temporal anti-aliasing based on TAA [60] that considers eye saccades as a variable of the algorithm's weights. Their two-layer foveated rendering design solved Guenter's problem of tunneling vision with the use of a contrast preserving peripheral blur. Weier et al. [120] and Koskela et al. [61] applied Foveated Rendering to real-time ray-tracing and path-tracing respectively. Instead of Guenter et al's work, VR displays were used in Patney et al. [87], Weier et al. [120] and Koskela et al. [61], showing that foveated rendering could be used in VR scenarios.

While Foveated Rendering is already being implemented by some rendering engines, there are still many challenges for optimizing and customizing it. Besides finding a correct balance for the foveated areas, challenges such as understanding how this impacts human perception, color distortions and dynamic factors according with the game scene (games with constant colors in large areas naturally requires less pixels to be rendered and enhances the foveated optimizations). It is also important to create robust factors for measuring and better calibrating rendering parameters. Finally, we believe that this concept can also be transposed for different refresh rates for each foveated area, taking into consideration that rods are more dense at the peripheral human vision area.

5 Image Quality and Rendering

Increasing image quality and rendering in Virtual Reality is a demanding challenge, mainly for computational performance, and it requires sophisticated methods for rendering and simulating reality.

Path-tracing was first introduced by Kajiya via the rendering equation [51], as an integral equation that approximates optical reflection, and its numerical solution via Monte Carlo integration methods. It is currently the state-of-the-art in interactive and real-time rendering, since it is able to achieve a higher degree of realism needed for demanding graphical applications such as movies and games. It can faithfully simulate graphical effects such as soft shadows, indirect lighting, reflectance and others. This is mostly due to the nature of the method, which makes the light bounces to a random direction when it reaches an object, calculating the color contribution until it reaches the camera - or the backwards path, depending on the implemented method.

It does so for every pixel in a scene at least once (1 sample per pixel), making the performance directly proportional to the number of pixels of the target




Fig. 3. Path traced image in dual screens using foveation, before denoiser.

resolution. In HMDs, the resolution can range from $1,440 \times 1,600$ up to $2,880 \times 2,720$ per eye. Furthering the challenge, add to this the need to render it at least 90 times per second.

Hardware optimizations were made both in CPU and GPU, Nvidia recently released the RTX architecture [55], access to GPUs capable of optimizing the intersection calculation of a ray with a polygon, having BVH optimization features and, thus, accelerating realistic rendering became available for the mass market.

Approaches such as hybrid rendering combines both rasterization and path-tracing in different stages of the rendering pipeline [8], and have the advantage of reducing the amount of samples per pixel and per frame while achieving high-quality results for real-time rendering.

For HMDs with eye-tracking technology, we can further reduce the total number of samples per pixel using foveated rendering techniques. By using the properties of vision such as the concentration of cone distribution in the fovea and devices that allow tracking of the user's gaze, we can avoid rendering parts of the screen with such sharp details or rendering at a reduced spatial sampling frequency. Previous studies have experimented based on user studies to define what an optimal distribution would be, with probabilistic selection of which pixels will be selected by rays, thus decreasing the amount of traced rays and optimizing the algorithm [120]. Similarly, other studies use a fixed texture for ray selection.

Path-traced images requires a high number of samples per pixel to achieve a high fidelity rendered frame. By using fewer samples, the image is left with a high variance also known as noise. Reconstruction algorithms known as denoisers are already commonly used in path-tracing rendering, lowering the variance

left in the lighting step with fewer samples per pixel, and thus increasing the performance of the rendering pipeline. Current algorithms for denoising apply different techniques, such as frequency analysis, nonlinear filters, sampling techniques, and deep learning, to name the most important [129].

Using denoisers in combination with foveated rendering techniques is further required since such an optimization has even fewer samples than the conventional path-tracing, as shown in Fig. 3.

Reconstruction algorithms known as denoisers, which are already commonly used in path tracing rendering, are even more relevant with the fovea distributions, as shown in Fig. 3. It can achieve a lower variance with few samples per pixels, increasing the performance of the rendering pipeline.

In VR, it is possible to use log-polar space rendering and adapt reconstruction to be compatible to it in the early stages of rendering [61], making it possible to obtain a distribution close to the cone distribution of the fovea, with a higher concentration in the center.

6 Real and Virtual Movements

Moving is another form of people unconsciously and continuously interacting with their surroundings daily. Locomotion techniques are one way to change the user's state from a passive to an active character in the environment, creating a deep sense of existence and enhancing the experience [64]. However, there are challenges for each type of locomotion [25,64]. Albert summed them up into three fundamental challenges: sickness, presence, and fatigue [4]. This section will present the types of locomotion and the problems attached to movement in XR.

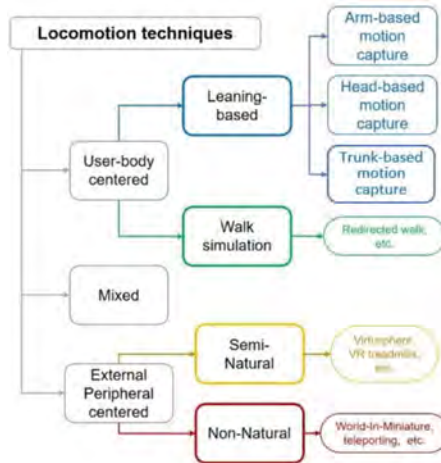


Fig. 4. Virtual reality locomotion techniques taxonomy. Source: [25]

Several researchers proposed classifications for all locomotion techniques [4,6,12,15,25,112]. Cherni proposes a taxonomy of locomotion techniques in virtual reality based on whether the input is body-centered, external peripheral centered, or both [25]. Figure 4 shows visually how the techniques are separated. The three main groups' names are User-body centered, Mixed, and External Peripheral centered. User-body centered are techniques based on the user's movement such as leaning the head [43,128], swinging arms [19,75], or even natural walking as inputs [49,62,73]. External Peripheral-centered techniques are hardware-based inputs such as omnidirectional mills [19,118], teleportation (Fig. 5), and the use of a joystick [43,65,102]. The mixed types are techniques that apply both categories simultaneously, such as holding a controller button while swinging an arm or using the joystick to move in the virtual space while the rotation is done by rotating the head [43,102].




Fig. 5. Teleport locomotion technique. Source: [25]

Even though there are several solutions for creating a way to move in a VR environment, there is not yet one better solution for every application [4,12,25]. Each method has its pros and cons, but there are typical problems in all techniques, as mentioned before. The first one, and already seen in this work, is sickness, caused by dissonance between the motion visualized in the virtual environment and the motion felt in the real world [4]. A problem common in the External Peripheral centered class since the ones which reduce motion sickness are the body-centered self-motion techniques [25].

The next challenge is presence, better described as the sense of presence. Slater defines it as the user's sense of being in a virtual world, which enhances immersion, that is, the technical description of the virtual environment capable of producing the sense of presence [4,108]. Techniques based on natural walking are considered the most presence-enhancing form of locomotion [12,64,80,95,112]. However, unlike the other challenges, any technique can break the immersion since its use may create a more profound or shallower interaction depending on the design of the experience [15,25].

The last main challenge is fatigue. This ergonomic issue is less known than the others since it appears after continued use of the HMD. Although,

while developing an application evaluating this problem can be determined its success. It is worst in walk base techniques and treadmills. In other words, techniques where the user needs to move [4,81].

There are specific challenges for specific solutions, besides the three main problems mentioned by Albert [4], that are worth mentioning. Most external peripheral-centered semi-natural techniques are expensive and challenging to use and maintain, therefore not considered a viable option to implement [19,25]. However, researchers are working on them because it can be an option in the future to solve the main three problems [11,41]. Another locomotion technique recognized as promising to solve three main problems is Redirect Walking [20].

This solution aims to create, in the user, the feeling of mimicking his movement by misleading his senses [49]. Redirect walking tricks the user's perception and makes him feel that he is walking forward, but he is walking on a curved path. The main problem with this is how to shift the virtual environment without triggering the user's perception, which can cause cybersickness and break the immersion. Instead of only diverting the player's movement or turning the whole scenery, researchers use devices, tools, and methods to improve Redirect Walking. Methods such as pointed out by Sun [113] recognize when there is saccade movement of the eye and shifts the scene simultaneously. Redirect walking is the least used method of movement in VR applications mainly because of the necessity of bigger spaces to fully reach its potential of making the user unaware of the reorientation of his movement. Matsumoto [73] experimented that a circular arc of 22 m is necessary to avoid perception, but Rietzler [103] managed to constrain the movements to an area of $6\text{ m} \times 6\text{ m}$. Even though there are advances in this topic, it is still necessary to develop more efficient methods for inferring the smaller required spaces for each situation (Fig. 6).

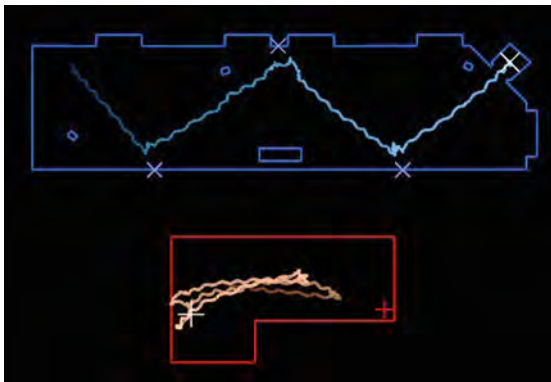


Fig. 6. Redirect walking. The blue region shows the virtual environment, and the blue wiggled line is the virtual path the users chose to move. The red area is the real-life area and the red line is the user's path made imperceptibly. Source: [49] (Color figure online)

As said by Qi and supported by other authors, locomotion is one of the most critical forms of interaction in VR [64,95,113]. Therefore, choosing which method to implement is crucial. It is a choice based on the use of the application and analyzing which problems are worst to the experience and should be solved. Cherni even adds a table to his work, showing the better techniques depending on which body parts the user will dedicate to the locomotion [25]. Hence the technique should be a design-driven choice.

7 Body Tracking

XR games must provide users with an immersive experience with a sense of presence and satisfying natural interaction. Body tracking allows reconstruction of the body movement needed to achieve a satisfying natural interaction [52], especially in multiplayer games [48], enabling users to observe other players' movements.

A virtual body is crucial for a good level of immersion, and when the user identifies himself with this virtual body, we can see the feeling of presence [108]. Although there are many important works related to the subject [23], most are related to showing only floating hands or VR controllers due to the lack of movement data.

In the application domain, XR in Games, vision-based body tracking remains a challenge because of sudden object motion changes, cluttered background, partial occlusion, and camera motion. The hands are the most used body parts in XR in games, as they provide a robust form of interaction. Consequently, vision-based hand-tracking is a topic of interest for several researchers. Most work on hands-tracking focuses on the use of depth cameras [115] or RGB [83]. Depth-based approaches present results that are superior to RGB-based approaches. A depth camera provides hand geometry in terms of a 2.5D point cloud, and the model-based approaches can reliably fit a hand mesh to the reconstructed point cloud [115].

Using hand tracking input with mobile technology is a problem mainly due to the high energy consumption. Han et al. [42] present a real-time tracking system that uses four egocentric monochrome fisheye cameras to produce 3D hand pose estimates and run not only on PC but also on mobile processors. On PC runs 60 Hz and 30 Hz on a mobile processor (Fig. 7).

The detection-by-tracking method of Han et al. [42] utilizes neural network architectures for detecting hands and leverages tracking history to produce spatially and temporally consistent poses. Besides, the system supports a large working volume for a diverse set of users and runs in various real-world environments.

The method mentioned presents failures under complicated hand-hand interactions (Fig. 8a), an uncommon view of the hand for egocentric cameras (Fig. 8b) and hand-object interactions (Fig. 8c and 8d), showing that grasping objects and training data generation are still open issues in mobile hand tracking interactions.




Fig. 7. A real-time hand-tracking system using four monochrome cameras mounted on a VR headset. Source: [42]

8 External World Information

Acquiring and processing the external world information is an essential and challenging aspect of XR applications. Real-world data acquisition for XR applications comes from different sources such as motion sensors, cameras, depth sensors, and other hardware. Aggregating and incorporating this data into meaningful information for XR games is not a trivial task.

Considering the visual features of XR applications, one crucial aspect is the consistent appearance between virtual and real-world objects. One of the main characteristics that drive the consistent appearance is the lighting between virtual and real-world objects. In this context, the external world information is the real-world lighting.

One possible approach to solving this problem is to relight a real object into a particular lighting setting around this object. This solution is usually applied to well-known objects, such as faces [85] and architectural entities [14]. This approach works by bringing the real-world domain to the virtual-world domain. It implies that the real world is adjusted to match the virtual world. It works well for inserting a few objects into the virtual scene, like an object viewer in augmented virtuality, where one real-world object is centered in the user's view. However, this is not a realistic scenario for general XR applications where a scene contains hundreds to thousands of objects from the real-world domain. Relighting the whole real-world environment in real-time is still an open challenge.




Fig. 8. The system usually fails under complicated hand-hand interactions (a), uncommon view of the hand for egocentric cameras (b) and hand-object interactions (c), (d). Source: [42]

Another way around is to bring the virtual-world domain to the real-world domain. This can be accomplished by getting the lighting information from the real-world scene and using this information to render the virtual objects. Usually, in XR applications, all the lighting information is estimated from pictures of the environment. A common source of information is the frames of real-time videos captured from cameras in the user's HMD.

An approach that uses this perspective to solve the problem can be easily extended to all the virtual objects, hence, relight all the virtual objects in the XR scene (Fig. 9).

Some works have been developed to estimate a global environment lighting of the real-world [70, 71]. Using global environment lighting to relight virtual objects implies that all places in the scene receive the same global illumination. Thus the environment lighting is spatially invariant. This is a reasonable approach for straightforward scenarios with a limited field of view and without objects obstructing the view or casting shadows in the localized spots in the scene. For instance, a fixed camera pointing at an unobstructed surface would be a good example.

Recently, methods that consider spatial variance have been developed [127] [72]. These methods use special representations of the lighting and distinctively crafted datasets that allow a neural network to learn the spatial information from the data. The rendering of virtual objects using the estimation from those methods produces plausible and high-quality XR environments. The spatially varying feature of those methods enables each object to have particular lighting



Fig. 9. Left: rendering of XR scene with inconsistent lighting. Right: relighting of XR scene with consistent environment lighting.

based on the spatial localization of the object in the scene. Thus an object in a shadowed area would not receive the same lighting as the object in a bright spot at the scene.

Figure 10 depicts a global and a spatially varying environment rendering of an XR scene. In the global lighting setting, on top, all of the bunnies are rendered using the same lighting, thus sharing the same appearance independent of the placement in the scene. In the spatially varying rendering, the bunnies have different lighting settings for each position in the scene, producing a natural appearance for every instance of the virtual object in the scene.

The methods mentioned in this section share a common characteristic. All of them use deep learning techniques to estimate the lighting information. A characteristic of deep learning methods is the dependence of an enormous quantity of data to produce outstanding results. In the previously mentioned work of Marques et al. [71], the training data were created through the generation of synthetic samples using computer graphics due to scarcity of datasets portraying environment and real-world measured lighting. There is a trend in using synthetic data for training neural networks where real-world data is unavailable.

The usage of real-world data mixed with synthetic data can significantly improve neural network estimations by providing a rich context for the neural network by combining the advantage of creating a high quantity of data while maintaining the features of the real-world samples. This element can be explored to allow improvements in the lighting estimation characteristics, such as color consistency [72].

(a) Global lighting



(b) Spatially-varying lighting



Fig. 10. Top: rendering of an XR scene using global lighting estimation. Bottom: rendering of an XR scene using a spatially varying lighting estimation. Source [72].

The challenge for lighting estimation still resides in creating a suitable method for real-time applications to estimate lighting in a time-consistent manner. Time consistency is an essential feature for XR applications since abrupt changes in lighting can potentially worsen the user's immersion. The state-of-art has solved the problem regarding the spatial variance of the lighting and color consistency [127] [72]. However, those methods use the information of one frame at a time to produce the results, hence having limitations with time consistency on real applications.

As the writing of this paper, there is no publicly available dataset from real-world measurement that can capture all the features necessary for creating knowledge for lighting estimation considering time, spatial, and color consistency. Furthermore, acquiring such a dataset is not a trivial task. Progress in training neural networks using natural and synthetic data seems a promising step to achieve a complete solution for XR lighting estimation. The usage of Generative Adversarial Network [117] to generate such a dataset has demonstrated excellence in other tasks and could be explored for external world data estimation and further improve the XR experience regarding visual fidelity.

Extracting and estimating external world information is still considered a difficult task. Developments regarding the representation of the information, including the recent advancements in computer vision methods, can dramatically improve XR environments by allowing new forms of interaction between the virtual and the real world.

9 Conclusion

Extended Reality as a game platform has an incredible potential, due its high immersive conditions. However, it is a totally new computational and ubiquitous environment and brings many challenges and problems, some of them not trivial. In this work we categorize these issues in 7 different topics, although there can be many others: cybersickness (CS), user experience and design guidelines, display and fovea, image quality and rendering, movements and redirect walking, body tracking and finally external world information and acquisition. This classification is not exhaustive and there are many other aspects that could also be included, such as audio, new interface devices and collaborative environments.

References

1. Oculus Founder Palmer Luckey on What It Will Take to Make Virtual Reality Really Big (2020). <https://www.technologyreview.com/2016/03/17/161530/>. Accessed 10 Dec 2020
2. Sparrow, A.L., Gibbs, M., Arnold, M.: The ethics of multiplayer game design and community management: industry perspectives and challenges. In: Proceedings of the 2021 CHI Conference on Human Factors in Computing Systems. CHI 2021, Association for Computing Machinery, New York, NY, USA (2021). <https://doi.org/10.1145/3411764.3445363>
3. Abramov, I., Gordon, J., Feldman, O., Chavarga, A.: Sex and vision ii: color appearance of monochromatic lights. *Biol. Sex Differ.* **3**(1), 21 (2012). <https://doi.org/10.1186/2042-6410-3-21>
4. Albert, J.: User-Centric Classification of Virtual Reality Locomotion Methods. Master's thesis, University of Washington (2018)
5. Albert, R., Patney, A., Luebke, D., Kim, J.: Latency requirements for foveated rendering in virtual reality. *ACM Trans. Appl. Percept. (TAP)* **14**(4), 1–13 (2017)
6. Ams, L.L., Bernard, J., Vance, J., Lutz, R., Prabhu, G.: A new taxonomy for locomotion in virtual environments. Ph.D. thesis, Iowa State University (2002)

7. Arns, L.L., Cerney, M.M.: The relationship between age and incidence of cybersickness among immersive environment users. In: IEEE Proceedings. VR 2005. Virtual Reality, 2005, pp. 267–268. IEEE (2005)
8. Barré-Brisebois, C., et al.: Hybrid rendering for real-time ray tracing. In: Ray Tracing Gems, pp. 437–473. Apress, Berkeley, CA (2019). https://doi.org/10.1007/978-1-4842-4427-2_25
9. Berger, H.: Über das elektrenkephalogramm des menschen. *Eur. Arch. Psychiatry Clin. Neurosci.* **87**(1), 527–570 (1929)
10. Biocca, F.: Will simulation sickness slow down the diffusion of virtual environment technology? *Presence: Teleoperators Virtual Environ.* **1**(3), 334–343 (1992)
11. Birnstiel, S., Oberdörfer, S., Latoschik, M.E.: Stay safe! safety precautions for walking on a conventional treadmill in VR. In: 2022 IEEE Conference on Virtual Reality and 3D User Interfaces Abstracts and Workshops (VRW), pp. 732–733 (2022). <https://doi.org/10.1109/VRW55335.2022.00217>
12. Boletsis, C.: The new era of virtual reality locomotion: a systematic literature review of techniques and a proposed typology. *Multimodal Technol. Interact.* **1**, 24 (2017). <https://doi.org/10.3390/mti1040024>
13. Bonato, F., Bubka, A., Palmisano, S.: Combined pitch and roll and cybersickness in a virtual environment. *Aviat. Space Environ. Med.* **80**(11), 941–945 (2009)
14. Boss, M., Braun, R., Jampani, V., Barron, J.T., Liu, C., Lensch, H.P.: Nerd: neural reflectance decomposition from image collections. In: IEEE International Conference on Computer Vision (ICCV) (2021)
15. Bowman, D.A., Koller, D., Hodges, L.F.: A methodology for the evaluation of travel techniques for immersive virtual environments (1998)
16. Bromley, T.: How To Be A Games User Researcher: Run better playtests, reveal usability and UX issues, and make videogames better. Independently Published (2021)
17. Brooks, J.O., et al.: Simulator sickness during driving simulation studies. *Accid. Anal. Prev.* **42**(3), 788–796 (2010)
18. Bruck, S., Watters, P.A., et al.: Cybersickness and anxiety during simulated motion: Implications for VRET. *Annu. Rev. Cybertherapy Telemedicine* **144**, 169–173 (2009)
19. Calandra, D., Billi, M., Lamberti, F., Sanna, A., Borchellini, R.: Arm swinging vs treadmill: a comparison between two techniques for locomotion in virtual reality, pp. 53–56. The Eurographics Association (2018). <https://doi.org/10.2312/egs.20181043>
20. Cannavò, A., Calandra, D., Praticò, F.G., Gatteschi, V., Lamberti, F.: An evaluation testbed for locomotion in virtual reality. *IEEE Trans. Vis. Comput. Graph.* **27**(3), 1871–1889 (2021). <https://doi.org/10.1109/TVCG.2020.3032440>
21. Cao, Z., Jerald, J., Kopper, R.: Visually-induced motion sickness reduction via static and dynamic rest frames. In: 2018 IEEE Conference on Virtual Reality and 3D User Interfaces (VR), pp. 105–112. IEEE (2018)
22. Carnegie, K., Rhee, T.: Reducing visual discomfort with HMDs using dynamic depth of field. *IEEE Comput. Graph. Appl.* **35**(5), 34–41 (2015)
23. Caserman, P., Garcia-Agundez, A., Göbel, S.: A survey of full-body motion reconstruction in immersive virtual reality applications. *IEEE Trans. Vis. Comput. Graph.* **26**(10), 3089–3108 (2019)
24. Chelen, W., Kabrisky, M., Rogers, S.: Spectral analysis of the electroencephalographic response to motion sickness. *Aviat. Space Environ. Med.* **64**(1), 24–29 (1993)

25. Cherni, H., Métayer, N., Souliman, N.: Literature review of locomotion techniques in virtual reality. *Int. J. Virtual Reality* **20**, 1–20 (2020). <https://doi.org/10.20870/ijvr.2020.20.1.3183>
26. Cheung, B., Hofer, K., Heskin, R., Smith, A.: Physiological and behavioral responses to an exposure of pitch illusion in the simulator. *Aviat. Space Environ. Med.* **75**(8), 657–665 (2004)
27. Cruz-Neira, C., Sandin, D.J., DeFanti, T.A., Kenyon, R.V., Hart, J.C.: The cave: audio visual experience automatic virtual environment. *Commun. ACM* **35**(6), 64–73 (1992)
28. Curry, C., Li, R., Peterson, N., Stoffregen, T.A.: Cybersickness in virtual reality head-mounted displays: examining the influence of sex differences and vehicle control. *Int. J. Hum.-Comput. Interact.* **36**(12), 1–7 (2020)
29. Dennison, M.S., Wisti, A.Z., D’Zmura, M.: Use of physiological signals to predict cybersickness. *Displays* **44**, 42–52 (2016)
30. Dennison, M.S., D’Zmura, M.: Cybersickness without the wobble: experimental results speak against postural instability theory. *Appl. Ergonomics* **58**, 215–223 (2017)
31. Draper, M.H., Viirre, E.S., Furness, T.A., Gawron, V.J.: Effects of image scale and system time delay on simulator sickness within head-coupled virtual environments. *Hum. Factors: J. Hum. Factors Ergon. Soc.* **43**(1), 129–146 (2001)
32. Edwards, C., Creaser, J., Caird, J., Lamsdale, A., Chisholm, S.: Older and younger driver performance at complex intersections: Implications for using perception-response time and driving simulation (2003)
33. Evangelista Belo, J.a.M., Feit, A.M., Feuchtner, T., Grønbaek, K.: Xrgonomics: Facilitating the creation of ergonomic 3d interfaces. In: Proceedings of the 2021 CHI Conference on Human Factors in Computing Systems. CHI 2021, Association for Computing Machinery, New York, NY, USA (2021). <https://doi.org/10.1145/3411764.3445349>
34. Foy, C.R., Dudley, J.J., Gupta, A., Benko, H., Kristensson, P.O.: Understanding, detecting and mitigating the effects of coactivations in ten-finger mid-air typing in virtual reality. In: Proceedings of the 2021 CHI Conference on Human Factors in Computing Systems. CHI 2021, Association for Computing Machinery, New York, NY, USA (2021). <https://doi.org/10.1145/3411764.3445671>
35. Frank, L.H., Kennedy, R.S., McCauley, M., Root, R., Kellogg, R.: Simulator sickness: Sensorimotor disturbances induced in flight simulators. Technical report, Naval Training Equipment Center Orlando FL (1984)
36. Golding, J.F.: Motion sickness susceptibility questionnaire revised and its relationship to other forms of sickness. *Brain Res. Bull.* **47**(5), 507–516 (1998)
37. Grassini, S., Laumann, K.: Are modern head-mounted displays sexist? a systematic review on gender differences in HMD-mediated virtual reality. *Front. Psychol.* **11**, 1604 (2020)
38. Guenter, B., Finch, M., Drucker, S., Tan, D., Snyder, J.: Foveated 3d graphics. *ACM Trans. Graph. (TOG)* **31**(6), 1–10 (2012)
39. Guo, C., Tsoi, C.W., Wong, Y.L., Yu, K.C., So, R.: Visually induced motion sickness during computer game playing. *Contemp. Ergon. Hum. Factors* **51**(58), 51–58 (2013). ROUTLEDGE in association with GSE Research (2013)
40. Halbig, A., Latoschik, M.E.: A systematic review of physiological measurements, factors, methods, and applications in virtual reality. *Front. Virtual Reality* **25**(2) (2021). <https://doi.org/10.3389/frvir.2021.694567>

41. Han, S., Yoon, P., Ha, M., Kim, K.: VR wayfinding training for people with visual impairment using VR treadmill and VR tracker. In: 2022 IEEE Conference on Virtual Reality and 3D User Interfaces Abstracts and Workshops (VRW), pp. 596–597 (2022). <https://doi.org/10.1109/VRW55335.2022.00149>
42. Han, S., et al.: Megatrack: monochrome egocentric articulated hand-tracking for virtual reality. *ACM Trans. Graph.* **39**(4), 87 (2020)
43. Hashemian, A.M., Kruijff, E., Adhikari, A., Heyde, M.V.D., Aguilar, I., Riecke, B.E.: Is walking necessary for effective locomotion and interaction in VR? pp. 395–396. Institute of Electrical and Electronics Engineers Inc. (2021). <https://doi.org/10.1109/VRW52623.2021.00084>
44. Hodent, C.: *The Gamer's Brain: How Neuroscience and UX Can Impact Video Game Design*. CRC Press, Boca Raton (2017). <https://books.google.com.br/books?id=JzyhDwAAQBAJ>
45. Hu, S., McChesney, K.A., Player, K.A., Bahl, A.M., Buchanan, J.B., Scozafava, J.E.: Systematic investigation of physiological correlates of motion sickness induced by viewing an optokinetic rotating drum. *Aviat. Space Environ. Med.* (1999)
46. Hu, S., Stern, R.M., Vasey, M.W., Koch, K.L.: Motion sickness and gastric myoelectric activity as a function of speed of rotation of a circularvection drum. *Aviat. Space Environ. Med.* (1989)
47. Jeong, D., Yoo, S., Yun, J.: Cybersickness analysis with EEG using deep learning algorithms. In: 2019 IEEE Conference on Virtual Reality and 3D User Interfaces (VR), pp. 827–835. IEEE (2019)
48. Jiang, F., Yang, X., Feng, L.: Real-time full-body motion reconstruction and recognition for off-the-shelf VR devices. In: *Proceedings of the 15th ACM SIGGRAPH Conference on Virtual-Reality Continuum and Its Applications in Industry*, vol. 1, pp. 309–318 (2016)
49. Jonathan, E., Roberts, C., Presentation, S., Razzaque, S., Kohn, Z., Whitton, M.: Redirected walking. In: *Proceedings of Eurographics* (2001)
50. Joyce, A.: 10 usability heuristics applied to virtual reality (2021)
51. Kajjya, J.T.: The rendering equation. In: *Proceedings of the 13th Annual Conference on Computer Graphics and Interactive Techniques*, pp. 143–150 (1986)
52. Kasahara, S., et al.: Malleable embodiment: changing sense of embodiment by spatial-temporal deformation of virtual human body. In: *Proceedings of the 2017 CHI Conference on Human Factors in Computing Systems*, pp. 6438–6448 (2017)
53. Kemeny, A., Chardonnet, J.R., Colombet, F.: *Getting Rid of Cybersickness: In Virtual Reality Augmented Reality, and Simulators*. Springer, Cham (2020)
54. Kennedy, R.S., Lane, N.E., Berbaum, K.S., Lilienthal, M.G.: Simulator sickness questionnaire: an enhanced method for quantifying simulator sickness. *Int. J. Aviat. Psychol.* **3**(3), 203–220 (1993)
55. Kilgariff, E., Moreton, H., Stam, N., Bell, B.: Nvidia turing architecture in-depth (2018). <https://developer.nvidia.com/blog/nvidia-turing-architecture-in-depth/>
56. Kim, H.K., Park, J., Choi, Y., Choe, M.: Virtual reality sickness questionnaire (VRSQ): motion sickness measurement index in a virtual reality environment. *Appl. Ergon.* **69**, 66–73 (2018)
57. Kim, J., Kim, W., Oh, H., Lee, S., Lee, S.: A deep cybersickness predictor based on brain signal analysis for virtual reality contents. In: *Proceedings of the IEEE International Conference on Computer Vision*, pp. 10580–10589 (2019)
58. Kim, Y.Y., Kim, H.J., Kim, E.N., Ko, H.D., Kim, H.T.: Characteristic changes in the physiological components of cybersickness. *Psychophysiology* **42**(5), 616–625 (2005)

59. Kolasinski, E.M.: Simulator sickness in virtual environments. Technical report, DTIC Document (1995)
60. Korein, J., Badler, N.: Temporal anti-aliasing in computer generated animation. In: Proceedings of the 10th Annual Conference on Computer Graphics and Interactive Techniques, pp. 377–388 (1983)
61. Koskela, M., Lotvonen, A., Mäkitalo, M., Kivi, P., Viitanen, T., Jääskeläinen, P.: Foveated real-time path tracing in visual-polar space. In: Proceedings of 30th Eurographics Symposium on Rendering. The Eurographics Association (2019)
62. Kunz, A., Zank, M., Kunz, A.: Using locomotion models for estimating walking targets in immersive virtual environments (2015). <https://doi.org/10.3929/ethz-a-010530701>
63. Lackner, J.: Human orientation, adaptation, and movement control. *Motion Sickness Vis. Displays Armored Veh. Des.* 28–50 (1990)
64. Langbehn, E.: Walking in Virtual Reality: Perceptually-inspired Interaction Techniques for Locomotion in Immersive Environments. Ph.D. thesis, Hamburg University (2019)
65. Langbehn, E., Lubos, P., Steinicke, F.: Evaluation of locomotion techniques for room-scale VR: joystick, teleportation, and redirected walking. In: Proceedings of the Virtual Reality International Conference-Laval Virtual, p. 4. ACM (2018)
66. LaViola, J.J., Jr.: A discussion of cybersickness in virtual environments. *ACM SIGCHI Bull.* **32**(1), 47–56 (2000)
67. Levoy, M., Whitaker, R.: Gaze-directed volume rendering. In: Proceedings of the 1990 Symposium on Interactive 3D Graphics, pp. 217–223 (1990)
68. Lin, C.T., Chuang, S.W., Chen, Y.C., Ko, L.W., Liang, S.F., Jung, T.P.: EEG effects of motion sickness induced in a dynamic virtual reality environment. In: 2007 29th Annual International Conference of the IEEE Engineering in Medicine and Biology Society, pp. 3872–3875. IEEE (2007)
69. Lin, J.J., Abi-Rached, H., Lahav, M.: Virtual guiding avatar: an effective procedure to reduce simulator sickness in virtual environments. In: Proceedings of the SIGCHI Conference on Human Factors in Computing Systems, pp. 719–726. ACM (2004)
70. Marques, B.A., Drumond, R.R., Vasconcelos, C.N., Clua, E.: Deep light source estimation for mixed reality. In: *Visigrapp (1: grapp)*, pp. 303–311 (2018)
71. Marques, B.A.D., Clua, E.W.G., Vasconcelos, C.N.: Deep spherical harmonics light probe estimator for mixed reality games. *Comput. Graph.* **76**, 96–106 (2018). <https://doi.org/10.1016/j.cag.2018.09.003>
72. Marques, B.A.D., Gonzalez Clua, E.W., Montenegro, A.A., Nader Vasconcelos, C.: Spatially and color consistent environment lighting estimation using deep neural networks for mixed reality. *Comput. Graph.* **102**, 257–268 (2022). <https://doi.org/10.1016/j.cag.2021.08.007>. <https://www.sciencedirect.com/science/article/pii/S0097849321001710>
73. Matsumoto, K., Ban, Y., Narumi, T., Yanase, Y., Tanikawa, T., Hirose, M.: Unlimited corridor: redirected walking techniques using visuo haptic interaction. In: *ACM SIGGRAPH 2016 Emerging Technologies. SIGGRAPH 2016*, Association for Computing Machinery, New York, NY, USA (2016). <https://doi.org/10.1145/2929464.2929482>
74. McCauley, M.E., Sharkey, T.J.: Cybersickness: perception of self-motion in virtual environments. *Presence: Teleoperators Virtual Environ.* **1**(3), 311–318 (1992)
75. McCullough, M., et al.: Myo arm: swinging to explore a VE. In: Proceedings of the ACM SIGGRAPH Symposium on Applied Perception, pp. 107–113. SAP 2015,

- Association for Computing Machinery, New York, NY, USA (2015). <https://doi.org/10.1145/2804408.2804416>
76. Meng, X., Du, R., Varshney, A.: Eye-dominance-guided foveated rendering. *IEEE Trans. Visual Comput. Graph.* **26**(5), 1972–1980 (2020)
 77. Morales, R., Chelen, W., Kabrisky, M.: Electroencephalographic theta band changes during motion sickness. *Aviat. Space Environ. Med.* **61**, 507 (1990)
 78. Nalivaiko, E., Rudd, J.A., So, R.H.: Motion sickness, nausea and thermoregulation: the “toxic” hypothesis. *Temperature* **1**(3), 164–171 (2014)
 79. Naqvi, S.A.A., Badruddin, N., Jatoi, M.A., Malik, A.S., Hazabbah, W., Abdullah, B.: EEG based time and frequency dynamics analysis of visually induced motion sickness (VIMS). *Australas. Phys. Eng. Sci. Med.* **38**(4), 721–729 (2015)
 80. Nguyen, A.: Identification of Redirected Walking in Immersive Virtual Environments. Ph.D. thesis, ETH Zurich (2021)
 81. Nichols, S.: Physical ergonomics of virtual environment use. *Appl. Ergon.* **30**(1), 79–90 (1999). [https://doi.org/10.1016/S0003-6870\(98\)00045-3](https://doi.org/10.1016/S0003-6870(98)00045-3), <https://www.sciencedirect.com/science/article/pii/S0003687098000453>
 82. Olano, M., Cohen, J., Mine, M., Bishop, G.: Combatting rendering latency. In: *Proceedings of the 1995 Symposium on Interactive 3D graphics*. pp. 19–ff. ACM (1995)
 83. de Oliveira, E., Clua, E.W.G., Vasconcelos, C.N., Marques, B.A.D., Trevisan, D.G., de Castro Salgado, L.C.: FPVRGame: deep learning for hand pose recognition in real-time using low-end HMD. In: van der Spek, E., Göbel, S., Do, E.Y.-L., Clua, E., Baalsrud Hauge, J. (eds.) *ICEC-JCSG 2019. LNCS*, vol. 11863, pp. 70–84. Springer, Cham (2019). https://doi.org/10.1007/978-3-030-34644-7_6
 84. Oliveira, W., Tizuka, M., Clua, E., Trevisan, D., Salgado, L.: Virtual and real body representation in mixed reality: an analysis of self-presence and immersive environments. In: van der Spek, E., Göbel, S., Do, E.Y.-L., Clua, E., Baalsrud Hauge, J. (eds.) *ICEC-JCSG 2019. LNCS*, vol. 11863, pp. 42–54. Springer, Cham (2019). https://doi.org/10.1007/978-3-030-34644-7_4
 85. Pandey, R., et al.: Total relighting: learning to relight portraits for background replacement. *ACM Trans. Graph.* **40**(4) (2021). <https://doi.org/10.1145/3450626.3459872>
 86. Park, G., Rosenthal, T.J., Allen, R.W., Cook, M.L., Fiorentino, D., Viirre, E.: Simulator sickness results obtained during a novice driver training study. In: *Proceedings of the Human Factors and Ergonomics Society Annual Meeting*, vol. 48, pp. 2652–2655. SAGE Publications Sage CA, Los Angeles, CA (2004)
 87. Patney, A., et al.: Towards foveated rendering for gaze-tracked virtual reality. *ACM Trans. Graph. (TOG)* **35**(6), 1–12 (2016)
 88. Poh, M.Z., Swenson, N.C., Picard, R.W.: A wearable sensor for unobtrusive, long-term assessment of electrodermal activity. *IEEE Trans. Biomed. Eng.* **57**(5), 1243–1252 (2010)
 89. Poole, A., Ball, L.J.: Eye tracking in HCI and usability research. In: *Encyclopedia of Human Computer Interaction*, pp. 211–219. IGI Global (2006)
 90. Porac, C., Coren, S.: The dominant eye. *Psychol. Bull.* **83**(5), 880 (1976)
 91. Porcino, T., Clua, E., Vasconcelos, C., Trevisan, D.: Dynamic focus selection for first-person navigation with head mounted displays. *SBGames* (2016)
 92. Porcino, T., Rodrigues, E.O., Bernardini, F., Trevisan, D., Clua, E.: Identifying cybersickness causes in virtual reality games using symbolic machine learning algorithms. *Entertainment Comput.* **41**, 100473 (2022)

93. Porcino, T., Rodrigues, E.O., Silva, A., Clua, E., Trevisan, D.: Using the gameplay and user data to predict and identify causes of cybersickness manifestation in virtual reality games. In: 2020 IEEE 8th International Conference on Serious Games and Applications for Health (SeGAH), pp. 1–8. IEEE (2020)
94. Porcino, T.M., Clua, E., Trevisan, D., Vasconcelos, C.N., Valente, L.: Minimizing cyber sickness in head mounted display systems: design guidelines and applications. In: 2017 IEEE 5th International Conference on Serious Games and Applications for Health (SeGAH), pp. 1–6. IEEE (2017)
95. Qi, M., Liu, Y., Cui, J.: A novel redirected walking algorithm for VR navigation in small tracking area, pp. 518–519. Institute of Electrical and Electronics Engineers Inc. (2021). <https://doi.org/10.1109/VRW52623.2021.00141>
96. Reason, J.T.: Motion sickness adaptation: a neural mismatch model. *J. R. Soc. Med.* **71**(11), 819–829 (1978)
97. Reason, J.T., Brand, J.J.: *Motion Sickness*. Academic press, Cambridge (1975)
98. Rebenitsch, L., Owen, C.: Review on cybersickness in applications and visual displays. *Virtual Reality* **20**(2), 101–125 (2016). <https://doi.org/10.1007/s10055-016-0285-9>
99. Rebenitsch, L.R.: *Cybersickness Prioritization and Modeling*. Michigan State University, Michigan (2015)
100. Reder, S.M.: On-line monitoring of eye-position signals in contingent and non-contingent paradigms. *Behav. Res. Methods Instrum.* **5**(2), 218–228 (1973)
101. Regan, L., Mandryk, K.M.I., Calvert, T.W.: Using psychophysiological techniques to measure user experience with entertainment technologies. *Behav. Inf. Technol.* **25**(2), 141–158 (2006). <https://doi.org/10.1080/01449290500331156>
102. Riecke, B.E., LaViola, J.J., Kruijff, E.: 3D user interfaces for virtual reality and games: 3D selection, manipulation, and spatial navigation. In: *ACM SIGGRAPH 2018 Courses*. SIGGRAPH 2018, Association for Computing Machinery, New York, NY, USA (2018). <https://doi.org/10.1145/3214834.3214869>
103. Rietzler, M., Gugenheimer, J., Hirzle, T., Deubzer, M., Langbehn, E., Rukzio, E.: Rethinking redirected walking: on the use of curvature gains beyond perceptual limitations and revisiting bending gains. In: 2018 IEEE International Symposium on Mixed and Augmented Reality (ISMAR), pp. 115–122 (2018). <https://doi.org/10.1109/ISMAR.2018.00041>
104. Riva, G.: *Virtual Reality in Neuro-psycho-physiology: Cognitive, Clinical and Methodological Issues in Assessment and Rehabilitation*, vol. 44. IOS press, Amsterdam (1997)
105. Sanei, S., Chambers, J.A.: *EEG signal processing* (2007)
106. Sevinc, V., Berkman, M.I.: Psychometric evaluation of simulator sickness questionnaire and its variants as a measure of cybersickness in consumer virtual environments. *Appl. Ergon.* **82**, 102958 (2020)
107. Shin, J.E., Yoon, B., Kim, D., Woo, W.: A user-oriented approach to space-adaptive augmentation: the effects of spatial affordance on narrative experience in an augmented reality detective game. In: *Proceedings of the 2021 CHI Conference on Human Factors in Computing Systems*. CHI 2021, Association for Computing Machinery, New York, NY, USA (2021). <https://doi.org/10.1145/3411764.3445675>
108. Slater, M., Wilbur, S.: A framework for immersive virtual environments (five): speculations on the role of presence in virtual environments. *Presence: Teleoperators Virtual Environ.* **6**(6), 603–616 (1997)

109. So, R.H., Lo, W., Ho, A.T.: Effects of navigation speed on motion sickness caused by an immersive virtual environment. *Hum. Factors: J. Hum. Factors Ergon. Soc.* **43**(3), 452–461 (2001)
110. Stanney, K.M., Kennedy, R.S., Drexler, J.M.: Cybersickness is not simulator sickness. In: *Proceedings of the Human Factors and Ergonomics Society Annual Meeting*, vol. 41, pp. 1138–1142. SAGE Publications Sage CA, Los Angeles, CA (1997)
111. Sugita, N., et al.: Quantitative evaluation of effects of visually-induced motion sickness based on causal coherence functions between blood pressure and heart rate. *Displays* **29**(2), 167–175 (2008)
112. Suma, E.A., Bruder, G., Steinicke, F., Krum, D.M., Bolas, M.: A taxonomy for deploying redirection techniques in immersive virtual environments (2012)
113. Sun, Q., et al.: Towards virtual reality infinite walking: dynamic saccadic redirection. *ACM Trans. Graph.* **37**(4) (2018). <https://doi.org/10.1145/3197517.3201294>
114. Swafford, N.T., Iglesias-Guitian, J.A., Koniaris, C., Moon, B., Cosker, D., Mitchell, K.: User, metric, and computational evaluation of foveated rendering methods. In: *Proceedings of the ACM Symposium on Applied Perception*, pp. 7–14 (2016)
115. Taylor, J., et al.: Articulated distance fields for ultra-fast tracking of hands interacting. *ACM Trans. Graph. (TOG)* **36**(6), 1–12 (2017)
116. Valente, L., Feijó, B., do Prado Leite, J.C.S., Clua, E.: A method to assess pervasive qualities in mobile games. *Pers. Ubiquit. Comput.* **22**(4), 647–670 (2018)
117. Wang, L., Chen, W., Yang, W., Bi, F., Yu, F.R.: A state-of-the-art review on image synthesis with generative adversarial networks. *IEEE Access* **8**, 63514–63537 (2020). <https://doi.org/10.1109/ACCESS.2020.2982224>
118. Warren, L.E., Bowman, D.A.: User experience with semi-natural locomotion techniques in virtual reality: the case of the virtuix omni. In: *Proceedings of the 5th Symposium on Spatial User Interaction*, p. 163. SUI 2017, Association for Computing Machinery, New York, NY, USA (2017). <https://doi.org/10.1145/3131277.3134359>
119. Web, T.N.: Fove’s \$250,000 kickstarter campaign wants to bring eye-tracking control to virtual reality (2021). <https://thenextweb.com/news/foves-250000-kickstarter-campaign-wants-to-bring-eye-tracking-control-to-virtual-reality>. Accessed 28 July 2021
120. Weier, M., et al.: Foveated real-time ray tracing for head-mounted displays. *Comput. Graph. Forum* **35**(7), 289–298 (2016)
121. Xie, N., Ras, G., van Gerven, M., Doran, D.: Explainable deep learning: A field guide for the uninitiated. [arXiv:2004.14545](https://arxiv.org/abs/2004.14545) (2020)
122. Xu, L., et al.: Hypothalamic and gastric myoelectrical responses during vection-induced nausea in healthy Chinese subjects. *Am. J. Physiol.-Endocrinol. Metab.* **265**(4), E578–E584 (1993)
123. Yan, Y., Chen, K., Xie, Yu., Song, Y., Liu, Y.: The effects of weight on comfort of virtual reality devices. In: Rebelo, F., Soares, M.M. (eds.) *AHFE 2018. AISC*, vol. 777, pp. 239–248. Springer, Cham (2019). https://doi.org/10.1007/978-3-319-94706-8_27
124. Yang, J., Guo, C., So, R., Cheung, R.: Effects of eye fixation on visually induced motion sickness: are they caused by changes in retinal slip velocity? In: *Proceedings of the Human Factors and Ergonomics Society Annual Meeting*, vol. 55, pp. 1220–1224. SAGE Publications Sage CA, Los Angeles, CA (2011)
125. Yang, X., Wang, D., Hu, H., Yue, K.: P-31: visual fatigue assessment and modeling based on ECG and EOG caused by 2D and 3D displays. *SID Symp. Digest Tech. Pap.* **47**(1), 1237–1240 (2016)

126. Yao, R., Heath, T., Davies, A., Forsyth, T., Mitchell, N., Hoberman, P.: Oculus VR best practices guide
127. Zhan, F., et al.: Sparse needlets for lighting estimation with spherical transport loss. In: Proceedings of the IEEE/CVF International Conference on Computer Vision (ICCV), pp. 12830–12839 (2021)
128. Zielasko, D., Horn, S., Freitag, S., Weyers, B., Kuhlen, T.W.: Evaluation of hands-free HMD-based navigation techniques for immersive data analysis. In: 2016 IEEE Symposium on 3D User Interfaces (3DUI), pp. 113–119 (2016). <https://doi.org/10.1109/3DUI.2016.7460040>
129. Zwicker, M., et al.: Recent advances in adaptive sampling and reconstruction for Monte Carlo rendering. *Comput. Graph. Forum (Proceedings of Eurographics - State of the Art Reports)* **34**(2), 667–681 (2015). <https://doi.org/10/f7k6kj>